


Overview of Techniques for Reducing Bird Predation at Aquaculture Facilities



The Berryman Institute

Jack H. Berryman Institute
for Wildlife Damage Management
and
International Association
of Fish and Wildlife Agencies



Overview of Techniques for Reducing Bird Predation at Aquaculture Facilities

by Kimberly S. Curtis, William C. Pitt, and Michael R. Conover

1996

**Jack H. Berryman Institute
Department of Fisheries and Wildlife
College of Natural Resources
Utah State University
Logan, Utah 84322-5210**

TABLE of CONTENTS

INTRODUCTION	1
POTENTIAL TECHNIQUES/SOLUTIONS for REDUCING BIRD DAMAGE	1
BARRIERS	1
Total Exclusion	2
Partial Exclusion	3
<u>Overhead Lines and Wires</u>	3
<u>Perimeter Fencing and Wires</u>	3
<u>Electric Wires and Fencing</u>	4
FRIGHTENING TECHNIQUES	4
Noise	5
<u>Distress Calls</u>	5
<u>Pyrotechnic Devices</u>	5
<i>Cracker Shells</i>	5
<i>Whistle Bombs, Screamers, Screamer Rockets, Bangers</i>	5
<i>Rope Firecrackers</i>	6
<i>Live Ammunition or Blanks</i>	6
<u>Automatic Exploders</u>	6
<u>Electronic Noise Makers</u>	6
Visual Scare Devices	7
<u>Lights</u>	7
<i>Construction Flashers</i>	7
<i>Area Lights</i>	7
<i>Revolving Beacons</i>	7
<i>Strobe Lights</i>	7
<u>Scarecrows, Effigies, Predator Models</u>	7
<u>Mirrors, Reflectors, Streamers</u>	7
<u>Vehicles</u>	7

TABLE of CONTENTS (continued)

Radio-controlled Airplanes or Boats	7
Water Spray Devices	8
Patrols/Visitation	8
Dogs	8
FACILITY LOCATION, DESIGN CHARACTERISTICS, and MODIFICATIONS .	8
Location	8
Design Characteristics and Modifications	8
<u>Modifying Holding Structures</u>	8
<u>Removing or Altering Perches and Other Structures</u>	9
MANAGEMENT ADJUSTMENTS	9
Location of Stocks	9
Feeding Methods	9
Stocking Rates	9
Timing of Transplant of Fry/Fingerlings	9
LETHAL METHODS	10
LEGAL STATUS	10
SUGGESTED READING for ADDITIONAL INFORMATION	11
A PARTIAL DIRECTORY of SUPPLIERS/MANUFACTURERS/ DISTRIBUTORS of PREDATION-REDUCING DEVICES	12
FOR FURTHER ASSISTANCE AND INFORMATION	20

The purpose of this bulletin is to provide guidance to public and private aquaculture facilities operators and owners throughout North America. This bulletin provides an informational overview of potential solutions for reducing bird predation.


This bulletin was made possible by grants from the International Association of Fish and Wildlife Agencies, the Jack H. Berryman Institute, Utah State University, and a Wildlife Restoration Grant from the U.S. Fish and Wildlife Service Division of Federal Aid. The authors are Kimberly S. Curtis and William C. Pitt, graduate students in the Department of Fisheries and Wildlife at Utah State University, and Michael R. Conover, Professor, Department of Fisheries and Wildlife, Utah State University.

This publication may be cited as:

Curtis, K.S., W.C. Pitt, and M.R. Conover. 1996. Overview of Techniques for Reducing Bird Predation at Aquaculture Facilities. The Jack Berryman Institute Publication 12, Utah State University, Logan, 20pp.

The illustrations of the depredation control techniques and the bulk of the information included in the supplier list have been taken from "Prevention and Control of Wildlife Damage," Copyright 1994 by the Cooperative Extension Service and the Institute of Agriculture and Natural Resources at the University of Nebraska, Lincoln, the United States Department of Agriculture Animal and Plant Health Inspection Service Animal Damage Control and the Great Plains Agricultural Council Wildlife Committee. Reprinted by permission.

The authors thank the numerous agency professionals and Terry Messmer who contributed to this document by providing comments on an earlier draft. We thank Scott Hygnstrom for his generosity in allowing us to use drawings and supplier information from the "Prevention and Control of Wildlife Damage" handbook. We also thank William Pitt and Robert Schmidt for contributing photos and Remani Rajagopal for her assistance in printing this bulletin. The input and assistance provided by these people greatly improved the quality of this document.



The Berryman Institute



INTRODUCTION

Bird predation can have a significant economic impact on aquaculture operations. Birds may also negatively affect aquaculture production by transmitting or transporting diseases, weed seeds, and parasites from pond to pond or from one facility to another.

A wide variety of birds are known to frequent aquaculture facilities. The presence of birds at a facility, however, does not necessarily mean a predation problem exists. Many bird species benefit from associating with aquaculture facilities and can exist there without interfering with fish production. Thus, proper identification of bird species is important to recognizing damage and taking responsible action, when necessary.

This bulletin provides information on techniques that are currently available for reducing bird damage. There are no simple solutions to all aquaculture predation problems. In most cases, a combination of techniques will be needed to reduce or eliminate the problem.

POTENTIAL SOLUTIONS/TECHNIQUES for REDUCING BIRD DAMAGE

Complete restriction of birds' access to holding structures through total exclusion techniques is the only completely effective method for eliminating bird predation at aquaculture facilities. However, total exclusion may be impractical for many facilities due to expense, size of operation, or interference with management culture. Results obtained from the use of partial exclusion and non-exclusion techniques may vary. Typically, though, the use of a single technique (other than total exclusion) is rarely effective. A combination of control methods usually is required.

If total exclusion is not used or is not feasible at a facility, then the goal of damage control should be to reduce losses to an acceptable level while incurring the lowest possible cost. Facilities managers should recognize that some loss is unavoidable, even with the best predation management strategy.

Which control method(s) to use depends on a range of factors, including the number and species of birds involved, the severity of the predation problem, and the type and size of the facility to be protected. Time and cost factors also play an important role in determining the control method(s) to be utilized. The expected benefits of beginning a control program must outweigh its costs.

Some of the most common damage control techniques and the primary advantages and disadvantages of each are described on the following pages.

BARRIERS

Two types of physical barriers can be used for controlling bird predation at aquaculture facilities: (1) complete enclosures (which totally exclude predators from gaining access to cultured stocks), and (2) partially-covered systems (which interfere with

predators' feeding behavior). Complete enclosures are extremely effective against all birds but are more expensive than partial enclosure systems. The selection of a barrier method depends on the birds involved in the problem, the type and size of the facility to be protected, local weather conditions, the barrier's effect on site aesthetics, and whether the barrier will interfere with other operations. All physical barriers should be visible to birds to maximize the effectiveness of the barrier and to minimize the potential for accidental injury or entrapment.



Total Exclusion - Total exclusion is the complete enclosure of fish tanks, raceways, and/or ponds with screen, cage, or net (Figure 1). A 1- to 2-inch mesh netting supported by overhead wires or secured to frames can be used to exclude all fish-eating birds. Gates and other openings also must be covered (Figure 2). Placement of mesh panels directly on raceways is effective and allows for removal of the barrier for cleaning purposes and/or when the barrier is no longer needed. A small mesh wire or net less than 1 inch should be installed and secured to a pipe or wooden frame to prevent feeding through the panel. Panels should be designed to accommodate feeding systems.

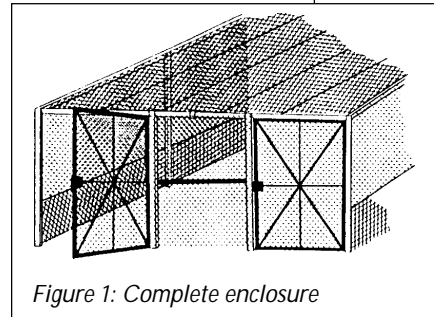


Figure 1: Complete enclosure

All exclusion structures must be strong enough to withstand the weight of several large birds and to keep the barrier from sagging to within a bird's striking distance of the water. Additionally, exclusion structures should be constructed to allow for maintenance, feeding, harvesting, and other operations. A strong support framework is particularly important in areas with severe weather conditions (i.e., high winds, snowfall). During ice and snow storms, overhead netting may be ripped apart or support poles may collapse. As such, this method may not be appropriate in areas that experience extreme weather conditions. Pulleys, lines, and counterweights may be necessary to facilitate lifting and lowering of nonrigid enclosure systems during periods of non-use, adverse weather conditions, or maintenance.

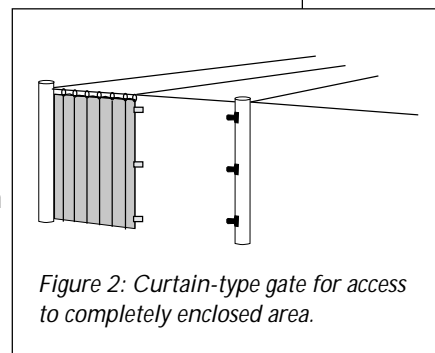


Figure 2: Curtain-type gate for access to completely enclosed area.

Total exclusion is impractical for most large ponds due to the difficulties of spanning large distances. Other problems associated with enclosures are that they may negatively affect aesthetics of the site, hinder other management operations, and have a high initial cost. Due to the long-term benefits that total exclusion can provide, however, this method may be cost-effective for some facilities.

Partial Exclusion - Partial exclusion is the partial enclosure of tanks, raceways, and/or ponds with wires, lines, and fences. Partial enclosures interfere with birds' activities at a site rather than completely preventing their access. They are less effective than total exclusion systems but are less expensive to construct.

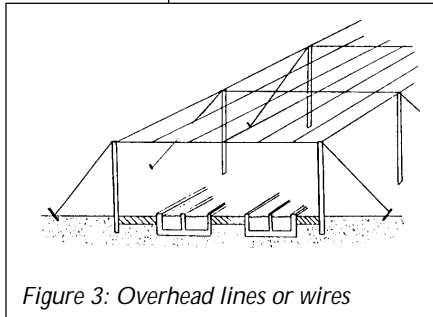


Figure 3: Overhead lines or wires

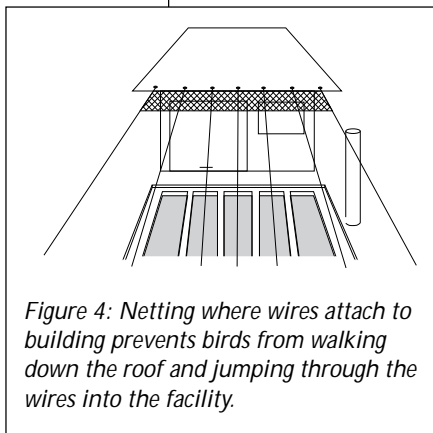


Figure 4: Netting where wires attach to building prevents birds from walking down the roof and jumping through the wires into the facility.

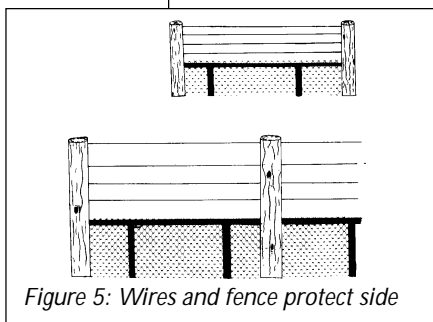


Figure 5: Wires and fence protect side

Overhead Lines and Wires - Raceways and ponds can be covered with heavy-gauge monofilament lines or high-tensile galvanized or stainless steel wires suspended horizontally in a grid pattern or in one direction over the water's surface (Figure 3). Overhead line/wire systems are most effective against flying predators such as terns, gulls, cormorants, and ospreys, rather than against wading birds. Sides and ends should be protected as birds may attempt to enter the area by these routes (Figure 4).

The spacing of lines/wires depends on the feeding habits and size of the problem species. Wires with spacings of 10 inches appear to deter most species of fish-eating birds. Gulls have been repelled from hatcheries by lines spaced at both 16 inches and 4 feet. Typically, line spacing of 1 to 2 feet is required to exclude terns, and 2-foot spacing is required to exclude mergansers. Overhead grid wire systems with spacing of 25-50 feet at a height of 18-24 inches above the water have been successful in deterring cormorant predation by capitalizing on the long take-off distance these birds require (about 30 feet).

Overhead line/wire systems, like total exclusion systems, are impractical for large ponds due to the difficulties of spanning large distances. Another problem is that birds may learn to avoid the overhead lines/wires. Aside from replacing an occasional broken wire and maintaining adequate wire tension, overhead line/wire systems typically require little maintenance.

Perimeter Fencing and Wires - Wires or perimeter fencing around ponds or raceways can provide some protection from wading birds, although birds may eventually learn to avoid these obstacles (Figure 5). These systems are largely ineffective against flying predators. For ponds, fencing that is at least 3 feet high should be constructed in water that is 2-3 feet deep. Small fish may be prevented from entering the shallow water by constructing the fence with a small mesh material, although this may require the removal of algae buildup from time to time.

Construction of inward-angled or vertical barriers, typically made of plastic netting, chicken wire, or monofilament lines, around raceways or ponds may prevent predators from foraging from the edge of a holding structure or from entering

raceways and ponds from the side. In general, wading birds prefer to land on solid ground before wading into the edge of ponds. Fences should be high enough to prohibit feeding from the wall.

Electric Wires and Fencing - Use of electric fences has had varying levels of success largely depending on the design of the culture facility and the type of bird species involved. In this method, electric wire/fencing of the type specifically designed for agricultural fencing applications is placed around the perimeter of ponds and/or raceways. This method is more effective than unelectrified wires/fencing as birds cannot push against the wires/fence. In another application, electric wires may be strung on supports that suspend them over the water's edge near the natural shelf that often forms in shallow areas of the pond margin. This system discourages wading birds from feeding on fish while walking along the shelf; however, if pond bottoms slope too gradually from the bank, wading birds may still be able to fish on the water side of the fence.

Great care must be taken when installing and using electric fencing to ensure its safe operation. Operators should be knowledgeable about electric fencing or should get qualified, professional help prior to installing this type of system. Electric fences should only be charged with commercial electric fence charges that send brief pulses of electricity through the fence. Charges must be nonlethal to humans and birds.

Like perimeter fencing and wires, this technique is most effective against wading birds. Also like perimeter fencing/wires, birds may learn to avoid these obstacles. This system is ineffective against gulls, terns, cormorants, and pelicans that typically fish in the central part of the pond. Other problems include maintenance and preventing the system from becoming grounded, commonly caused by blowing debris and interference from vegetation.


A combination of electrified or unelectrified perimeter fencing or wires combined with overhead lines/wires may be successful at deterring both wading and flying predators.

FRIGHTENING TECHNIQUES

Frightening techniques rely on sight and/or sound stimuli to discourage birds from remaining at a site by making the birds believe the site is dangerous for them. A wide range of fear-provoking devices are commercially available for scaring bird predators. The success of a frightening program may vary depending on a range of factors, including the bird species involved, how long the birds have been at the site, the type(s) of technique(s) used, the duration and frequency of their use, the location of the site relative to roosting and loafing sites, and the proximity of alternative food sources.

Frightening techniques are most applicable for short duration problems (1-3 days) because birds quickly lose their initial fear of these techniques. Because aquaculture facilities have bird problems that last weeks or months, frightening techniques may be of limited usefulness.

For a frightening program to be effective, the devices must be used in a carefully-planned, aggressive, and consistent manner. In situations involving extended periods of bird visitation, operators should be ready and willing to devote the




necessary time and resources to implement a frightening program. Typically, the effectiveness of frightening techniques is limited to a short period of time. Success may occasionally result from using just one technique; however, better and more long-term results are often achieved by using a combination of methods and by frequently alternating the devices that are used. Additionally, the location of frightening devices, particularly noise-making devices, should be changed often. A frightening device that emits a regular pattern of sound or remains in the same place over an extended period of time will eventually be ignored.

Ideally, a frightening program should begin prior to birds establishing regular feeding patterns at a facility. The longer birds are present at a site, the more difficult the task of frightening them away will be.

A number of questions should be considered when choosing a frightening method (or methods). Is the technique appropriate for the depredating species (eg. lights are only appropriate for night-feeding birds)? What are the labor and equipment costs associated with the technique? Will the technique disturb people near the site? Will the technique hinder operations? Will staff be available to implement the program and frequently change the location of stationary frightening devices, if used?

Noise - A variety of noise-making devices for reducing aquaculture predation are commercially available. Birds will become used to noises that are frequent, occur at regular intervals and intensities, and are broadcast in one location for long periods of time. Noises should stop and start at varying intervals and stationary broadcasting devices should be moved frequently. As with other techniques, noise-making devices generally are more effective when used in combination with other methods. Noise-making devices may also disturb humans and some fish and other wildlife.

Distress Calls - Reactions of birds to recordings of species-specific distress calls depend on the species, the time of year and day, size of the area, location, and distance of the birds from the broadcasting equipment (Figures 6a and b). As with other frightening techniques, this method is less effective when birds have become established in an area. Thus, it should begin as soon as birds arrive. Calls can be broadcast at predetermined, varying intervals with the use of a timing device.



Figures 6a and 6b: Recorded bird alarm or distress calls may be of some use in frightening birds away from an area.

Pyrotechnic Devices - Pyrotechnics encompass a number of exploding, noise-making devices. Some of the more common pyrotechnic devices are described below. There is some fire hazard associated with the use of pyrotechnics. Thus, permits from the state, county, and/or local fire marshall may be required for their possession and use.

Cracker Shells - Modified cartridges that contain a firecracker may be fired from a shotgun, typically a 12-gauge. The firecracker flies 50-100 yards prior to exploding. This method produces two loud noises, one when the gun is fired, another when the firecracker explodes.

Whistle Bombs, Screamers, Screamer Rockets, Bangers- 15mm cartridges that contain firecracker devices are fired into the air from hand-held .22 caliber blank pistols. Whistle bombs travel about 100 yards and emit a loud whistling noise. Screamers typically travel about 100 yards and emit



a loud screeching noise. A screamer rocket is similar to a screamer, but is launched from a stationary platform. Bangers are shot from a .22 pistol, travel 10-30 yards, and produce a loud explosion.

Rope Firecrackers - This device uses a long fiber rope with many large, waterproof firecrackers woven into the rope by their fuses (Figure 7). Typically, the device is hung from a stake or support and the rope is lit at one end. The firecrackers fall to the ground and explode as the rope burns.

Live Ammunition or Blanks - Standard projectiles or projectile-less rounds are fired above bird predators. The use of live ammunition or blanks generally is less expensive than some of the other pyrotechnic devices. Live rounds, however, are more dangerous than other methods and increase the risk of injuring and/or killing birds and people.

Automatic Exploders - Propane gas or acetylene gas is used to operate a small cannon that is equipped with an electronic timing mechanism (Figure 8). The cannon emits loud explosions at adjustable time intervals. Some models vary the number of blasts that are emitted and/or can rotate to alter the direction of the blasts and/or shut themselves on and off each day.

Electronic Noisemakers - A number of electronic noise-making devices that broadcast loud noises that vary in pitch, intensity, and frequency are available. Often these are ineffective.



Figure 7: Rope firecrackers are relatively inexpensive tools that are useful in frightening birds.

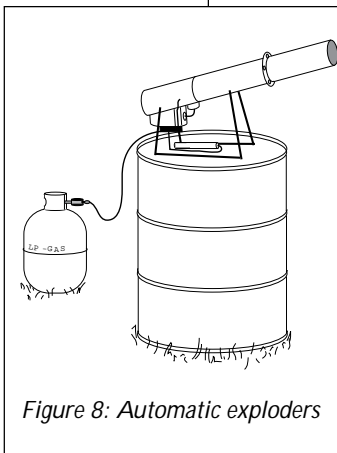


Figure 8: Automatic exploders



Visual Scare Devices - A variety of visual devices is available for scaring night-feeding birds. Like noise-making devices, the effectiveness of visual scare devices is often short-term as birds may quickly become accustomed to them. This may be reduced by frequently moving the devices and/or alternating the type of device(s) used. Visual scare devices will not deter daytime feeders which make up the majority of fish-eating birds. As with other techniques, these devices are more effective when used in combination with other methods.

Lights - A variety of light-emitting devices can be used to confuse, frighten, temporarily blind, and interfere with the activities of night-feeding bird predators such as great blue herons and night herons. Typically, only short-term success is achieved with light devices as the majority of birds quickly become accustomed to them. A number of the more commonly-used devices are described below.

Construction Flashers - Flashing, amber-colored construction lights are placed at intervals around raceways and ponds to deter approaching predators.

Area Lights - Bright lights, such as street lights or flood lights, are placed in specified areas. The use of motion-detecting mechanisms improves the effectiveness of these techniques.

Revolving Beacons - These devices project a very bright, revolving beam of light.

Strobe Lights - A high-intensity intermittent light is emitted from these devices.

Scarecrows, Effigies, Predator Models - Models or silhouettes of humans and/or predators are placed in strategic locations at a facility. Dressing models in similar clothing to facility personnel or in hunter orange may improve performance. Pop-up versions and models with moving parts are available and are more effective than stationary units. The location of models should be changed frequently. The success of these methods may be increased with the addition of pyrotechnics fired within close proximity of the models.

Mirrors, Reflectors, Streamers - Objects with shiny surfaces, such as balloons, pie tins, pinwheels, and reflective ribbons or tape, are placed around a facility. Success with these methods typically is minimal and short-term.

Vehicles - A vehicle parked in a strategic location may be effective if birds are easily scared by a vehicle driven around the facility. The vehicle should be moved occasionally to reduce habituation. Occasional use of pyrotechnics and/or effigies near the vehicle may enhance effectiveness.

Radio-controlled Airplanes and Boats - Radio-controlled scale models of airplanes and/or boats provide noise along with a visual stimulus. Planes appear to be most successful when used as birds attempt to land at a site. One plane operator can effectively cover a 200-300 acre area. The cost of using these methods tends to



be high and their use is restricted by surrounding obstructions and weather conditions. Additionally, some birds may dive to avoid harassment and the devices run the risk of crashing.

Water Spray Devices - Rotating or stationary water sprinkler devices can be placed in or around raceways or ponds. Water spray devices provide both sight and sound stimulation. The water spray limits the visibility of fish in the water and may repel certain birds, especially herons and gulls. Increased water pressure and intermittent water spraying instead of continuous spray increase the effectiveness of this technique. Still, birds often become accustomed to the water spray and feed among the sprinklers.

Patrols/Visitation - Patrols/visitation, on foot or in a vehicle, may frighten and disrupt birds. The effectiveness of this method may be enhanced by increasing the frequency of patrols/visitation and by broadcasting noises or using pyrotechnics at the same time as the patrols/visitation.

Dogs - The presence of a dog/dogs has been used to deter birds from landing at a site. This method has achieved varying levels of success.

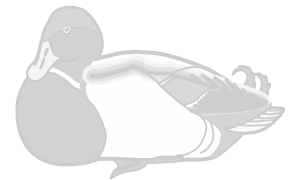
FACILITY LOCATION, DESIGN CHARACTERISTICS, AND MODIFICATIONS

Many bird depredation problems could be avoided by obtaining accurate information about potential predation and by locating and designing the aquaculture facility to minimize bird problems. If predator deterrents are not included in the original construction of the facility, modifications made at a later time may be useful. Of course, it is far less expensive to include predator deterrents in the design when facilities are initially constructed rather than to make adjustments later.

Location - Predation problems are to be expected when aquaculture facilities are constructed on known migratory routes or in areas where fish-eating birds are known to congregate. Care should be taken to avoid such areas or to take these factors into consideration when designing the facility. Importantly, however, birds may alter their migration routes in response to new food sources and such alterations are nearly impossible to anticipate.

Design Characteristics and Modifications - A number of design characteristics and modifications may be useful for decreasing the attractiveness of aquaculture facilities to bird predators. Some of these design characteristics and modifications may not be appropriate for certain culture operations.

Modifying Holding Structures - Increasing the water depth of raceways and ponds may inhibit wading birds. Increasing the height of sidewalls (i.e., increasing the distance from the top of the wall to the water's surface) may decrease birds' ability to feed from the walls/sides of the holding structure. Due to birds' ability to adapt their feeding behavior to accommodate steep embankments, making modifications to embankments in existing structures is not likely to be cost-effective. It may be useful, however, to include steep embankments in designs for future ponds.



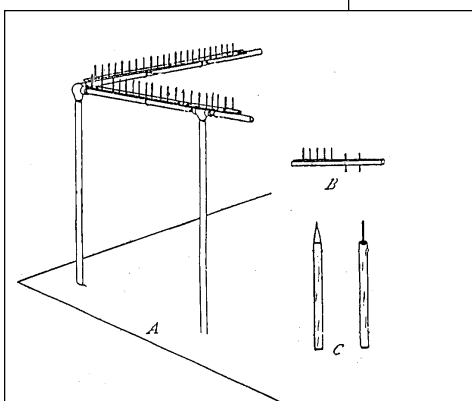


Figure 9a, 9b, and 9c: (a) Spike and wood lath installation along top of pipe framework to deter fish-eating birds; (b) details of spikes and wood lath; (c) posts guarded against perching birds by use of a sheet-metal cone over end (left) or guard spike (right).

Removing or Altering Perches and Other Structures - Many man-made and natural objects, such as fences and fence posts, telephone and light poles, crosswalks over raceways, wires, feeders, handrails, and vegetation provide attractive perching, hiding, roosting, nesting, hunting, and feeding structures for bird predators. Attempts should be made to reduce the number of such structures in and around the facility. Equipping some structures with metal spines, cones, or electrified wires, or sharpening the ends of some of these objects may be effective in deterring birds from using them. Spines, cones, and electrified wires can also be placed on raceway walls to inhibit feeding from the side of a holding structure (Figures 9a, b, and c).

MANAGEMENT ADJUSTMENTS


Adjustments to everyday operations may help to reduce bird predation problems. As with other techniques, the costs of these management adjustments must be weighed against the anticipated benefits. Some of these adjustments may not be appropriate for certain culture operations.

Location of Stocks - More valuable and/or more vulnerable stocks, such as fry or fingerlings, should be located near areas of human presence and activity.

Feeding Methods - Fish feeding at the water's surface are more susceptible to predation than those that feed below the surface. As such, use of floating feed may increase predation problems. Fish that are fed by hand may be conditioned to come to an overhead movement and as a result may be more vulnerable to predation. Feed that is spilled or improperly-stored may attract birds to a site. Using feed that sinks to the bottom of the holding structure (when compatible with the cultured stock), using mechanical feeding mechanisms rather than feeding fish by hand, disposing of spilled feed in a timely manner, and properly storing feed may reduce predation problems.

Stocking Rates - Birds prefer more densely-stocked ponds over those with fewer fish. Reducing the number of fish in a structure may reduce its attractiveness to bird predators.

Timing of Transplant of Fry/Fingerlings - Delaying the transplant of fry/fingerlings from hatch houses to raceways and ponds may decrease predation levels because larger fish are less vulnerable to predation.



LETHAL METHODS



The effectiveness of lethal control measures may vary substantially. Lethal methods are most practical and successful when limited numbers of birds are involved in the depredation problem. It is important to note that many problems that appear to involve a limited number of birds actually involve larger numbers of birds than believed due to turnover and replacement. That is, birds that leave a site often are replaced by others. When large numbers of birds are involved, lethal methods typically are not effective or cost efficient.

Lethal techniques are be most beneficial when used in an integrated problem bird management program to enhance the effectiveness of non-lethal methods. Many operators specifically employ lethal methods for removing birds that are not responding to non-lethal techniques. When considering lethal measures, operators should keep in mind that not every bird present at an aquaculture facility may be taking fish and some birds may be taking only limited numbers of fish. Permits are required for lethal control (refer to the "Legal Status" section below).

LEGAL STATUS

All birds that may cause aquaculture predation problems are protected by the Migratory Bird Treaty Act. Permits must be obtained from the U.S. Fish and Wildlife Service before these birds may be trapped or killed. Permits are not required to exclude fish-eating bird species from water impoundments or raceways.

Permits for lethal control are issued only after non-lethal techniques have been attempted correctly and a qualified USDA-APHIS-ADC agent has certified that these efforts have not been successful and need to be reinforced with lethal methods. Permits typically state the number and species of birds that may be taken and a time period when the lethal control may take place. Permit holders must file an annual report stating the species and numbers of birds taken. Additional state permits also may be required. Interested individuals should check with the state office of USDA-APHIS-ADC (listed under the United States government in the telephone directory) or their respective state wildlife agency (listed under state government in the telephone directory) before attempting lethal control.



SUGGESTED READING for ADDITIONAL INFORMATION

Littauer, G. 1990. Avian predators: frightening techniques for reducing bird damage at aquaculture facilities. U.S. Department of Agriculture, Cooperative Extension Service, Southern Regional Aquaculture Center Publication No. 401. 4pp. (*Frightening devices*)

Littauer, G. 1990. Control of bird predation at aquaculture facilities: strategies and cost estimates. U.S. Department of Agriculture, Cooperative Extension Service, Southern Regional Aquaculture Center Publication No. 402. 4pp. (*Barriers and frightening devices*)

Martin, L.R., and S. Hagar. 1990. Bird control on containment pond sites. Procedures of the Vertebrate Pest Conference 14:307-310. (*Barriers - netting large facilities*)

Ostergaard, D.E. 1981. Use of monofilament fishing line as a gull control. Progressive Fish Culturist 43:134. (*Barriers*)

Rodgers, J.A., Jr. 1994. Management of double-crested cormorants at aquacultural facilities in Florida. Florida Game and Fresh Water Fish Commission. (*Lethal control*)


Salmon, T.P., and F.S. Conte. 1981. Control of bird damage at aquaculture facilities. U.S. Department of the Interior, Fish and Wildlife Service Wildlife Leaflet No. 475, 11pp. (*Bird identification, control techniques: barriers, frightening devices, facility location, design, modification, and management*)

Stickley, A.R., Jr. 1991. Avian predators on southern agriculture. U.S. Department of Agriculture, Denver Wildlife Research Center, U.S. Department of Agriculture, Cooperative Extension Service, Southern Regional Aquaculture Center Publication No. 400. 8pp. (*Bird identification*)

Svensson, K.M. 1976. Rotator for protecting circular fish ponds against predatory birds. Progressive Fish Culturist 38:152-154. (*Water spray devices*)

Mott, D.F. 1978. Methods of preventing bird depredation on fish - an annotated bibliography. Denver Wildlife Research Center, Bird Section Research Report 10. 9pp.

Schaeffer, L. 1992. Avian predators at ODFW hatcheries: their identification and control. Oregon Department of Fish and Wildlife, Information Report 92-1. 19pp. (*Barriers, frightening devices, design, release strategies*)



**A PARTIAL DIRECTORY
of SUPPLIERS/MANUFACTURERS/DISTRIBUTORS
of PREDATION-REDUCING DEVICES**

This directory provides information on the primary manufacturers, suppliers, and distributors of products for use in the prevention and control of aquaculture damage by birds. Due to space limitations, we are unable to include every vendor. The companies listed can provide information about local distributors or retailers.

Certainly, this list has omitted some companies or products that did not come to our attention. No discrimination is intended against those companies or products and it should not be implied that products or companies listed here are endorsed by Utah State University or the Jack H. Berryman Institute.

The authors thank Scott Hynstrom for allowing us to use the supplier information from "Prevention and Control of Wildlife Damage" in compiling this list. We also thank the numerous companies that provided information and product literature.

Exclusion

Electrified and Unelectrified Wire Systems

Avian Flyaway, Inc.
Lakewood Office Park
2231 Ridge Rd., Suite 101
Rockwall, TX 75087-5142
(214) 771-6679
(800) 888-0165
(214) 722-0165 FAX

Bird Barrier America
300 Calvert Ave.
Alexandria, VA 22301
(703) 299-8855
(800) 662-4737
(703) 299-0844 FAX
- or -
1312 Kingsdale
Redondo Beach, CA 90278
(310) 793-1733
(800) 503-5444
(310) 793-1732 FAX
<http://www.birdbarrier.com> Internet

Shelly Enterprises
18176 Arnold Dr.
Sonoma, CA 95476
(707) 996-3714

Metal Wires or Projectors

Bird Barrier America
300 Calvert Ave.
Alexandria, VA 22301
(703) 299-8855
(800) 662-4737
(703) 299-0844 FAX
- or -
1312 Kingsdale
Redondo Beach, CA 90278
(310) 793-1733
(800) 503-5444
(310) 793-1732 FAX
<http://www.birdbarrier.com> Internet

Bird-X, Inc.
300 N. Elizabeth
Chicago, IL 60607
(312) 226-2473
(800) 662-5021
(312) 226-2840 FAX

Cat Claw, Inc.
Box 3778
Johnstown, PA 15904
(814) 266-5544
(800) 832-2473
(814) 269-3800 FAX

ECOPIIC
725 S. Adams, Suite 270
Birmingham, MI 48009
(810) 647-0505
(810) 647-7811 FAX

The Huge Co., Inc.
7625 Page Blvd.
St. Louis, MO 63133
(314) 725-2555
(800) 873-4843
(314) 725-4910 FAX

Nixalite of America
1025 16th Ave.
Box 727
East Moline, IL 61244-0727
(309) 755-8771
(800) 624-1189
(309) 755-0077 FAX
(800) 624-1196

Netting

ADPI Enterprises, Inc.
3621 B St.
Philadelphia, PA 19134
(215) 425-8866
(800) 621-0275
(215) 739-8480 FAX

Agricultural Supply, Inc.
1435 Simpson Way
Escondido, CA 92029
(619) 741-0066
(800) 527-6699
(619) 741-9412 FAX

Bird Barrier America
300 Calvert Ave.
Alexandria, VA 22301
(703) 299-8855
(800) 662-4737
(703) 299-0844 FAX
- or -
1312 Kingsdale
Redondo Beach, CA 90278
(310) 793-1733
(800) 503-5444
(310) 793-1732 FAX
<http://www.birdbarrier.com> Internet

Bird-X, Inc.
300 N. Elizabeth
Chicago, IL 60607
(312) 226-2473
(800) 662-5021
(312) 226-2840 FAX

Blue Mountain Industries
20 Blue Mountain Rd.
Blue Mountain, AL 36201
(205) 237-9461
(205) 237-8816 FAX

J.A. Cissel Co., Inc.
Box 2025
Lakewood, NJ 08701
(908) 901-0300
(800) 631-2234
(908) 901-1166 FAX

Conwed Plastics
760 29th Ave. SE
Minneapolis, MN 55414
(800) 426-6933

J. T. Eaton & Co., Inc.
1393 E. Highland Rd.
Twinsburg, OH 44087
(216) 425-7801
(800) 321-3421
(216) 425-8353 FAX

C. Frensch, Ltd.
P.O. Box 476
Beamsville, Ontario
Canada L0R 1B0
(905) 945-3817
(905) 945-4128 FAX

Green Valley Farm
9345 Ross Station Rd.
Sebastopol, CA 95472
(707) 887-7496
(800) 827-9590
(707) 887-7499 FAX

Hartman's Plantation, Inc.
310 60th St.
Box E
Grand Junction, MI 49056
(616) 253-4281
(616) 253-4457 FAX

InterNet, Inc.
2730 Nevada Ave. N.
Minneapolis, MN 55427
(612) 541-9690
(800) 328-8456
(612) 541-9692 FAX

Laird Plastics, Inc.
8991 Yellow Brick Rd.
Baltimore, MD 21237
(410) 780-7100
(800) 873-8405
(410) 780-7115 FAX

Margo Supplies, Ltd.
Box 5400
High River, Alberta
Canada C1V 1M5
(403) 652-1932
(403) 652-3511 FAX

Mill River Supply
375 Adams
Bedford Hills, NY 10507
(914) 666-5774
(914) 666-9183 FAX

Miller Net and Twine
Box 18787
Memphis, TN 38181-0787
(901) 744-3804
(800) 423-6603
(901) 743-6580 FAX

National Netting, Inc.
6325-C McDonough Dr.
Norcross, GA 30093
(404) 441-9260
(800) 233-7896

Nichols Net & Twine, Co., Inc.
2200 Hwy. 111
Granite City, IL 62040
(618) 797-0211
(618) 797-0212 FAX

Nylon Net Co.
Box 592
Memphis, TN 38101
(901) 774-1500
(800) 238-7529
(901) 775-5374 FAX

Orchard Supply Co.
Box 956
Sacramento, CA 95812-0956
(916) 446-7821
(916) 442-7413 FAX

Sinco, Inc.
Box 361
East Hampton, CT 06424
(860) 267-5500
(800) 243-6753
(860) 267-5525 FAX

Smith & Hawken
35 Corte Madera
Mill Valley, CA 94941
(415) 381-1800

Specialty Ag Equipment
Box 1227
344 E. Dinuba Ave.
Reedley, CA 93654
(209) 638-3631
(800) 233-9799
(209) 638-4710 FAX

Sutton Ag Enterprises, Inc.
746 Vertin Ave.
Salinas, CA 93901
(408) 422-9693
(408) 422-4201 FAX
(800) 482-4240 FAX

Tenax Corp.
4800 E. Monument St.
Baltimore, MD 21205
(410) 522-7000
(800) 356-8495
(410) 522-7015 FAX

Wildlife Control Technology, Inc.
2501 N. Sunnyside Ave. #103
Fresno CA 93727
(209) 294-0262
(800) 235-0262
(209) 294-0632 FAX

Frightening Devices

Air Horns

Falcon Safety Products, Inc.
Box 1299
Branchburg, NJ 08876
(908) 707-4900
(908) 707-8855 FAX

Alarm or Distress Calls

Bird Barrier America
300 Calvert Ave.
Alexandria, VA 22301
(703) 299-8855
(800) 662-4737
(703) 299-0844 FAX
- or -
1312 Kingsdale
Redondo Beach, CA 90278
(310) 793-1733
(800) 503-5444
(310) 793-1732 FAX
<http://www.birdbarrier.com> Internet

Margo Supplies, Ltd.
Box 5400
High River, Alberta
Canada C1V 1M5
(403) 652-1932
(403) 652-3511 FAX

Reed-Joseph International Co.
Box 894
Greenville, MS 38702
(601) 335-5822
(800) 647-5554
(601) 335-8850 FAX

Signal Broadcasting Co.
2134 Broadway St.
Denver, CO 80205
(303) 295-0479

Johnny Stewart
Box 7594
Waco, TX 76714
(817) 772-3261
(800) 537-0652
(817) 772-3670 FAX

Weitech, Inc.
310 Barclay Way
Sisters, OR 97759
(541) 549-0205
(800) 343-2659
(541) 549-8154 FAX

Balloons

Bird Barrier America
300 Calvert Ave.
Alexandria, VA 22301
(703) 299-8855
(800) 662-4737
(703) 299-0844 FAX
- or -
1312 Kingsdale
Redondo Beach, CA 90278
(310) 793-1733
(800) 503-5444
(310) 793-1732 FAX
<http://www.birdbarrier.com> Internet

Bird-X, Inc.
300 N. Elizabeth
Chicago, IL 60607
(312) 226-2473
(800) 662-5021
(312) 226-2840 FAX

ECOPIC
725 S. Adams, Suite 270
Birmingham, MI 48009
(810) 647-0505
(810) 647-7811 FAX

Orchard Supply Co.
Box 956
Sacramento, CA 95812-0956
(916) 446-7821
(916) 442-7413 FAX

Sutton Ag Enterprises, Inc.
746 Vertin Ave.
Salinas, CA 93901
(408) 422-9693
(408) 422-4201 FAX
(800) 482-4240 FAX

Effigies, Raptor

Bird-X, Inc.
300 N. Elizabeth
Chicago, IL 60607
(312) 226-2473
(800) 662-5021
(312) 226-2840 FAX

Flambeau Products Corp.
15981 Valplast Rd.
Middlefield, OH 44062
(216) 632-1631
(216) 632-1581 FAX

The Huge Co., Inc.
7625 Page Blvd.
St. Louis, MO 63133
(314) 725-2555
(800) 873-4843
(314) 725-4910 FAX

Orchard Supply Co.
Box 956
Sacramento, CA 95812-0956
(916) 446-7821
(916) 442-7413 FAX

Sutton Ag Enterprises, Inc.
746 Vertin Ave.
Salinas, CA 93901
(408) 422-9693
(408) 422-4201 FAX
(800) 482-4240 FAX

Effigies, Snake

Orchard Supply Co.
Box 956
Sacramento, CA 95812-0956
(916) 446-7821
(916) 442-7413 FAX

Sutton Ag Enterprises, Inc.
746 Vertin Ave.
Salinas, CA 93901
(408) 422-9693
(408) 422-4201 FAX
(800) 482-4240 FAX

Electronic Alarms

Bird-X, Inc.
300 N. Elizabeth
Chicago, IL 60607
(312) 226-2473
(800) 662-5021
(312) 226-2840 FAX

C. Frensch, Ltd.
P.O. Box 476
Beamsville, Ontario
Canada L0R 1B0
(905) 945-3817
(905) 945-4128 FAX

Hartman's Plantation, Inc.
310 60th St.
Box E
Grand Junction, MI 49056
(616) 253-4281
(616) 253-4457 FAX

Margo Supplies, Ltd.
Box 5400
High River, Alberta
Canada C1V 1M5
(403) 652-1932
(403) 652-3511 FAX

Reed-Joseph International Co.
Box 894
Greenville, MS 38702
(601) 335-5822
(800) 647-5554
(601) 335-8850 FAX

Sutton Ag Enterprises, Inc.
746 Vertin Ave.
Salinas, CA 93901
(408) 422-9693
(408) 422-4201 FAX
(800) 482-4240 FAX

Tomko Enterprises, Inc.
180 Merritt Pond Rd.
Riverhead, NY 11901
(516) 727-3932

Exploders, Automatic Gas

Agricultural Supply, Inc.
1435 Simpson Way
Escondido, CA 92029
(619) 741-0066
(800) 527-6699
(619) 741-9412 FAX

M. J. Flynn, Inc.
6410 Collamer Rd.
East Syracuse, NY 13057-1032
(315) 437-6536
(315) 432-1315 FAX

C. Frensch, Ltd.
P.O. Box 476
Beamsville, Ontario
Canada L0R 1B0
(905) 945-3817
(905) 945-4128 FAX

Margo Supplies, Ltd.
Box 5400
High River, Alberta
Canada C1V 1M5
(403) 652-1932
(403) 652-3511 FAX

Pisces Industries
Box 576407
Modesto, CA 95355
(209) 578-5502
(209) 274-4723 FAX

Reed-Joseph International Co.
Box 894
Greenville, MS 38702
(601) 335-5822
(800) 647-5554
(601) 335-8850 FAX

H. C. Shaw Co.
4554 Quantas Ln.
Suite 1
Stockton, CA 95206
(209) 983-8484
(800) 221-2884
(209) 983-8449 FAX

Sutton Ag Enterprises, Inc.
746 Vertin Ave.
Salinas, CA 93901
(408) 422-9693
(408) 422-4201 FAX
(800) 482-4240 FAX

Wildlife Control Technology, Inc.
2501 N. Sunnyside Ave. #103
Fresno CA 93727
(209) 294-0262
(800) 235-0262
(209) 294-0632 FAX

Lights, Flashing or Revolving

Bird-X, Inc.
300 N. Elizabeth
Chicago, IL 60607
(312) 226-2473
(800) 662-5021
(312) 226-2840 FAX

The Huge Co., Inc.
7625 Page Blvd.
St. Louis, MO 63133
(314) 725-2555
(800) 873-4843
(314) 725-4910 FAX

Reva Plastic
Rte. 31
Box 310
Port Byron, NY 13140
(315) 776-5051
(800) 800-7382
(800) 800-3085 FAX

Tri-Lite, Inc.
1335 W. Randolph Ave.
Chicago, IL 60607
(312) 226-7778
(312) 226-5335 FAX

Lines and Tapes

Bird Barrier America
300 Calvert Ave.
Alexandria, VA 22301
(703) 299-8855
(800) 662-4737
(703) 299-0844 FAX

- or -
1312 Kingsdale
Redondo Beach, CA 90278
(310) 793-1733
(800) 503-5444
(310) 793-1732 FAX
<http://www.birdbarrier.com> Internet

Bird-X, Inc.
300 N. Elizabeth
Chicago, IL 60607
(312) 226-2473
(800) 662-5021
(312) 226-2840 FAX

C. Fensch, Ltd.
P.O. Box 476
Beamsville, Ontario
Canada L0R 1B0
(905) 945-3817
(905) 945-4128 FAX

Mill River Supply
375 Adams
Bedford Hills, NY 10507
(914) 666-5774
(914) 666-9183 FAX

Orchard Supply Co.
Box 956
Sacramento, CA 95812-0956
(916) 446-7821
(916) 442-7413 FAX

Reed-Joseph International Co.
Box 894
Greenville, MS 38702
(601) 335-5822
(800) 647-5554
(601) 335-8850 FAX

Sutton Ag Enterprises, Inc.
746 Vertin Ave.
Salinas, CA 93901
(408) 422-9693
(408) 422-4201 FAX
(800) 482-4240 FAX

Wildlife Control Technology, Inc.
2501 N. Sunnyside Ave. #103
Fresno CA 93727
(209) 294-0262
(800) 235-0262
(209) 294-0632 FAX

Pyrotechnic Devices

Agricultural Supply, Inc.
1435 Simpson Way
Escondido, CA 92029
(619) 741-0066
(800) 527-6699
(619) 741-9412 FAX

C. Fensch, Ltd.
P.O. Box 476
Beamsville, Ontario
Canada L0R 1B0
(905) 945-3817
(905) 945-4128 FAX

Margo Supplies, Ltd.
Box 5400
High River, Alberta
Canada C1V 1M5
(403) 652-1932
(403) 652-3511 FAX

Pyrodyne America Co.
Box 1436
Tacoma, WA 98401
(206) 922-8716
(206) 922-6295 FAX

Reed-Joseph International Co.
Box 894
Greenville, MS 38702
(601) 335-5822
(800) 647-5554
(601) 335-8850 FAX

Stoneco, Inc.
Box 765
Trinidad, CO 81082
(719) 846-2853
(800) 833-2264
(719) 846-7700 FAX

Sutton Ag Enterprises, Inc.
746 Vertin Ave.
Salinas, CA 93901
(408) 422-9693
(408) 422-4201 FAX
(800) 482-4240 FAX

Wildlife Control Technology, Inc.
2501 N. Sunnyside Ave. #103
Fresno CA 93727
(209) 294-0262
(800) 235-0262
(209) 294-0632 FAX

Scare Eyes

Bird-X, Inc.
300 N. Elizabeth
Chicago, IL 60607
(312) 226-2473
(800) 662-5021
(312) 226-2840 FAX

C. Frensch, Ltd.
P.O. Box 476
Beamsville, Ontario
Canada L0R 1B0
(905) 945-3817
(905) 945-4128 FAX

ECOPIC
725 S. Adams, Suite 270
Birmingham, MI 48009
(810) 647-0505
(810) 647-7811 FAX

Margo Supplies, Ltd.
Box 5400
High River, Alberta
Canada C1V 1M5
(403) 652-1932
(403) 652-3511 FAX

Nixalite of America
1025 16th Ave.
Box 727
East Moline, IL 61244-0727
(309) 755-8771
(800) 624-1189
(309) 755-0077 FAX

Reed-Joseph International Co.
Box 894
Greenville, MS 38702
(601) 335-5822
(800) 647-5554
(601) 335-8850 FAX

Sutton Ag Enterprises, Inc.
746 Vertin Ave.
Salinas, CA 93901
(408) 422-9693
(408) 422-4201 FAX
(800) 482-4240 FAX

Wildlife Control Technology, Inc.
2501 N. Sunnyside Ave. #103
Fresno CA 93727
(209) 294-0262
(800) 235-0262
(209) 294-0632 FAX

FOR FURTHER ASSISTANCE and INFORMATION

For additional information concerning technical assistance, permits, and sources of supplies and equipment, contact the state or local office of USDA-APHIS-ADC. Local aquaculture organizations may also be able to provide information and guidance. For additional aquaculture management information, publications, and bird damage information, contact your local County Extension Agent, or State Cooperative Extension Service aquaculture, fisheries, or wildlife specialist.

OFFICES of USDA-APHIS-ADC

Headquarters

U.S. Department of Agriculture
Animal and Plant Health Inspection Service
Animal Damage Control Program
Room 1624 South Agriculture Building
Washington, DC 20250
(202) 720-2054

Regional Offices

Eastern Region:

USDA/APHIS/ADC
Eastern Regional Office
3322 West End Avenue,
Suite 301
Nashville, TN 37203
(615) 736-2007


Western Region:

USDA/APHIS/ADC
Western Regional Office
12345 W. Alameda Parkway,
Suite 204
Lakewood, CO 80228
(303) 969-6560

State Offices

Due to space limitations, phone numbers and addresses for the state offices of USDA-APHIS-ADC are not listed here. State office information can be found in the telephone directory listed under the United States government.

Jack H. Berryman Institute
Department of Fisheries and Wildlife
College of Natural Resources
Utah State University
Logan UT 84322-5210



The Berryman Institute

UtahState
UNIVERSITY™